



Kao School at Home









Room 6


Number 8 Date 11th May


Good morning from Mrs Goscomb,
 I hope that you are all well and that you had a good weekend.
 Here is your plan for today, the first day in a new week.
 I am eagerly awaiting for the news from The Prime Minister to see when we will be moving into Level 2.
 It is exciting that we are getting closer to when school will restart and I can see all of your lovely smiles again.

READ Read a book in your home, or on line, to or with your parents. Write the title of the book. Draw a picture about the book. Take turns and ask each other questions about the book with these key words e.g. **Who** was in the story? **What** happened in the story?


Who  **What**  **Where**  **When**  **Why**  **How** 

Ask your helper to read the rhyme about **the cat** in our Home School pack. Fill in the missing words.
 Read the poem every day and see if you can learn the poem off by heart. Reread the poem pointing to each word.


 Keep practising counting, reading, writing and ordering numbers.
Play the number game when you roll the dice and write the numbers.
Fractions; today we are going to look at **finding a half of a set or a group**. To find a half or 1/2 we need to share the objects equally between 2 people, (both people have to have the same number of objects to make it fair). E.g. Practise finding half of group **of biscuits**, divide the biscuits into 2 even groups. Collect 10 of your **favourite toys**, share these out into 2 piles; play with one group of toys today and play with the other half tomorrow. See if you can find 8 **flowers** to pick, share the flowers evenly between 2 vases, each vase gets half of the flowers.

 Write about something you like to do in your bubble. Have a title e.g., "**In my Bubble**" Draw a picture of you doing the activity. With help write about the event. You might like to use one of these sentence starters; In my bubble **I like to...** **It is fun when**

Remember to leave spaces between your words. Say your words slowly and write down the sounds that you hear, especially the first sound of the word. Read your writing back and check it makes sense.
 If you have time practise writing the alphabet.

 I hope that you will enjoy this new link I have found about the alphabet and the letter Mm. Squigglet sings the alphabet, then helps you to write the **letter m** and tells you a story about many things that start with m. I wonder how many of these things you found for the letter m?
https://www.youtube.com/watch?v=ygG0X734n_0

Using the letters in this sentence how many words can you make? **The mouse and mermaid made a magical marshmallow mountain.** E.g. I can use a letter **i** and **n** to make **in** or the letters **a,t,**and **c** to make **cat**.

 It was great to see the new photo of Wyn and Athena on the Facebook page. Let's be creative today and see if you can find some materials to make a mask too. The mask can be any of any thing that starts with m or just any thing at all. Have fun making the mask and wearing it.
 I would love to see a photo of the mask.

