




Kia ora e te whanau from Miss Lawson and Mrs Smith!

Here is today's plan Room 2. Hopefully some of us will get to see each other this week with the level 2 announcement happening this afternoon. It will be nice to be back in the classroom again with some form of normality. School/class time will look a little bit different though as we continue to fight COVID-19, but I can assure you we will do our best to make it feel as normal as possible. Kia kaha beautiful people and enjoy your worksheet today :)



**Read:** Click on this link below and read with Alison as she reads Carla's Sandwich. <https://www.storylineonline.net/books/carlas-sandwich/>  
While you read with her, I want you to pay very close attention to the alliteration and see that if by the end you can pick out 2 or more alliterative sentences. Remember that alliteration is the repetition of a consonant sound at the beginning of a word.

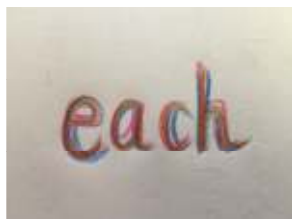
E.g. Miss Lawson likes to lie on lily pads while she licks her lime and lemon lollipop.




**Write:** Today's writing task is going to use alliteration again. I want you to pick any two things/objects you can think of and describe them making sure you have at least one sentence that uses alliteration.

E.g. On the coloured chair sat a crying camelion who carefully came down to catch the colossal cockroach he saw creeping on the carpet.

Above is one, short description of a 'thing' (camelion). Remember that brainstorms are a great way to organise our ideas. You could write your object/thing in the middle of your brainstorm bubble and then write some describing words around it that have some use of alliteration.



**Spell:** Rainbow words... using your words ending in 'ch' from last week, see if you can practice them by writing each of them in different colours. I have done an example to show you. See if you can use 5 different colours!



**Investigate this maths problem - remember there are lots of ways to solve it!**

Have you ever done a sudoku puzzle before? The aim of the game is to fill each column and each row with a number that is not already in it. You can work through it in a variety of ways and check your answer by making sure the numbers only appear once in every row and every column (scrap paper is always handy to write on) You can choose to do either one of these below, both if your wanting to do more... You can simply go to google too and type in 'sudoku puzzles' if you want to do more!

3			2
	4	1	
	3	2	
4			1

4			1
	1	3	
	4	1	
1			3



**Explore and investigate:**

For today's activity we are going to head outdoors - but take a pencil, paper and something to lean on with you!

See if you can find a bug/insect to draw and research about. It could be a lady bug, an ant or a spider. Note down briefly what it looks like and draw a quick sketch of it.

Take your notes and sketch inside and if you can do one of two things with your information. One: if you have internet access - research your bug/insect and write down 3 things about it that you didn't know

Two: if you don't have internet access - turn your sketch into a detailed drawing of your insect/bug and add some colour and labels to it.

You can also choose to do both of these activities :)