

# Giant Kaeo School Word Finder

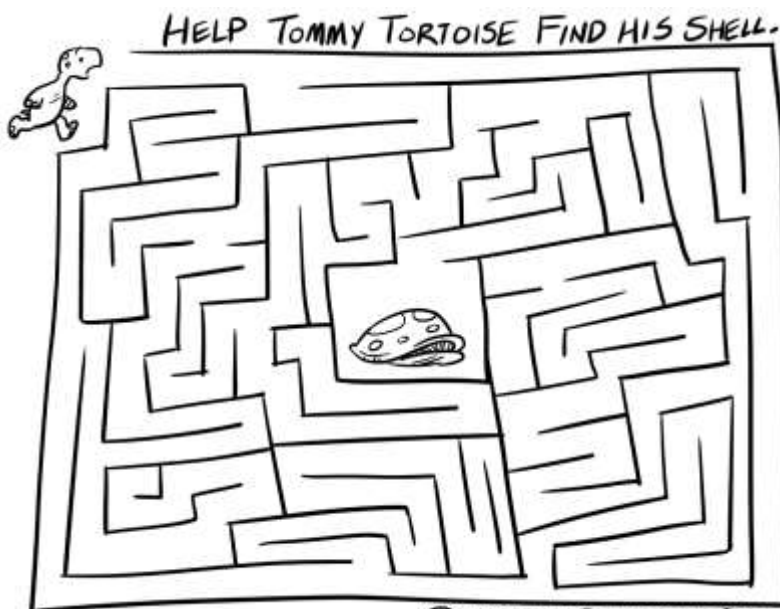
B	S	M	Q	T	T	S	L	E	A	R	N	Q	F	Z	X	A	L	P	A	J
U	H	W	G	I	N	K	G	O	T	R	E	E	B	O	Y	N	O	Q	R	U
S	A	H	Y	P	A	W	V	G	H	J	R	T	C	K	R	N	V	R	T	M
A	R	F	P	D	C	R	Q	E	H	T	D	U	K	M	Y	T	E	E	E	P
S	L	R	E	N	I	I	U	I	F	N	L	B	I	R	C	P	K	A	X	J
S	E	I	T	A	W	T	B	L	U	E	I	I	N	S	L	U	A	D	H	A
E	N	E	D	S	I	I	R	O	N	B	H	R	D	G	A	K	F	I	I	M
M	E	N	A	O	K	N	R	W	N	F	C	T	N	R	U	E	T	N	B	G
B	P	D	Y	M	U	G	R	O	W	J	X	N	E	A	G	K	O	G	I	R
L	S	S	O	V	Y	E	R	L	K	A	E	O	S	C	H	O	O	L	T	A
Y	O	H	D	A	S	C	I	E	N	C	E	C	S	E	T	Y	Z	A	I	D
C	S	I	L	C	M	R	B	A	R	K	E	R	B	M	E	K	C	B	O	U
A	H	P	I	R	A	T	E	D	A	Y	J	Y	Z	O	R	C	H	N	N	A
R	T	I	F	G	I	T	E	A	C	H	E	R	S	J	O	P	A	X	B	T
T	A	B	R	E	A	K	F	A	S	T	C	L	U	B	N	K	M	M	L	I
Q	M	D	O	P	R	O	D	U	C	T	I	O	N	O	M	F	S	G	P	O
Q	U	I	C	K	S	I	X	T	Y	S	L	I	B	R	A	R	Y	P	I	N

ART EXHIBITION  
BOOKS  
BLUE  
BREAKFAST CLUB  
BUS ASSEMBLY  
CAMP  
CHILDREN  
CONTRIBUTE  
FORT  
FRIENDSHIP

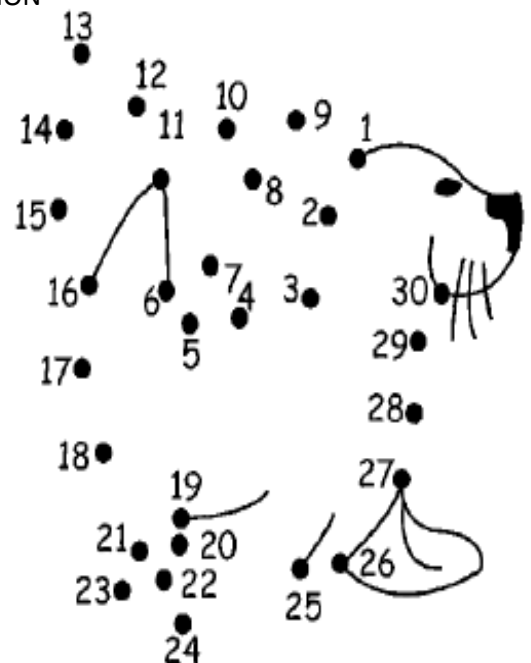
FUN  
GINKGO TREE  
GRADUATION  
GROW  
JUMP JAM  
KAEO SCHOOL  
KINDNESS  
KIWI CAN  
LAUGHTER  
LEARN

LIBRARY  
LOVE  
MATHS  
MR BARKER  
MRS GRACE  
PET DAY  
PIRATE DAY  
PLAYGROUND  
PRODUCTION  
PUKEKO

QUICK SIXTY  
READING  
SANDPIT  
SCIENCE  
SHARLENE  
TEACHERS  
TRACY  
WRITING



© 2013 DUTCH RENAISSANCE PRESS



# Fudge Pudding – out of the Edmonds beginner’s cookbook

Fudge pudding is a great pudding on colder nights – yum

## Ingredients

- 1 cup standard flour
- 1 teaspoon baking powder
- 2 tablespoons cocoa
- ¾ cup of sugar
- 50g butter
- ½ cup milk
- 1 teaspoon vanilla essence

## Topping

- ½ cup of sugar
- 1 tablespoon cocoa
- 1 cup hot water

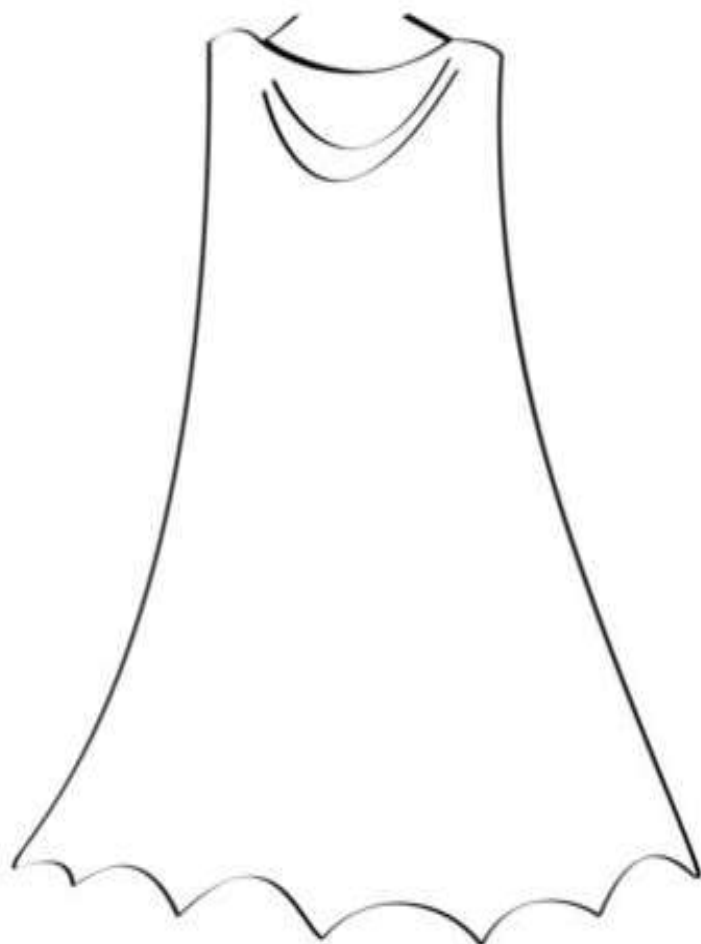


## METHOD

1. Preheat oven to 180 °C. Grease an oven proof dish.
2. Sift the flour, baking powder and cocoa into a bowl. Stir in the sugar.
3. Place the butter and milk in a small saucepan. Stir over a low heat until the butter melts. Remove from the heat. Stir in the vanilla essence.
4. Add the butter mixture to the dry ingredients and mix well.
5. Spread the mixture evenly over the base of the oven proof dish.
6. To make the topping, mix the sugar and cocoa together in a cup. Sprinkle over the pudding. Carefully pour the hot water over the pudding – do not stir.
7. Bake for 40-45 minutes. You can serve with cream or ice cream if you would like.

Remember to get an adult to help you in the kitchen especially with the hot water, stove top and oven.

## DESIGN YOUR OWN SUPERHERO CAPE



### What Is Your Superhero Name?



1. FIRST LETTER OF YOUR NAME	2. YOUR BIRTHDAY MONTH	
A. <b>Cyber</b>	N. <b>Incredible</b>	JANUARY: <b>Thunderbolt</b>
B. <b>Dr.</b>	O. <b>Silver</b>	FEBRUARY: <b>Blizzard</b>
C. <b>Master</b>	P. <b>Awesome</b>	MARCH: <b>Rockef</b>
D. <b>Electric</b>	Q. <b>Brilliant</b>	APRIL: <b>Hurricane</b>
E. <b>Monster</b>	R. <b>Extraordinary</b>	MAY: <b>Magnetic</b>
F. <b>Captain</b>	S. <b>Daring</b>	JUNE: <b>Claw</b>
G. <b>Super</b>	T. <b>Invincible</b>	JULY: <b>Storm</b>
H. <b>Ninja</b>	U. <b>Yellow</b>	AUGUST: <b>Ivy</b>
I. <b>Solid</b>	V. <b>Saber</b>	SEPTEMBER: <b>Fire</b>
J. <b>Agent</b>	W. <b>Robot</b>	OCTOBER: <b>Phoenix</b>
K. <b>The</b>	X. <b>Tornado</b>	NOVEMBER: <b>Wasp</b>
L. <b>Lightening</b>	Y. <b>Machine</b>	DECEMBER: <b>Hammer</b>
M. <b>Power</b>	Z. <b>Sly</b>	



### Picture Puzzler

If you find the correct letter for each clue, you'll spell a word that should make you happy!

1. Find a letter that is in  but not in  \_\_\_\_\_


2. Find a letter that is in  but not in  \_\_\_\_\_

3. Find a letter that is in  but not in  \_\_\_\_\_

4. Find the letter that is in  but not in  \_\_\_\_\_

5. Find a letter that is in  but not in  \_\_\_\_\_

Write your letters again here to spell a happy word: \_\_\_\_\_



Add the numbers and color the picture by number.

