



Kaeo School at Home

Room 6







Number 5 Date 30th April



Hi from Mrs Goscomb,

I do hope that you are well. The teachers had a Teacher Only Day on Tuesday and we were allowed to go to school to prepare some Home School packs for you. It was nice to see the other teachers but we had to keep our distance and didn't get too close. If you haven't received your pack yet you should do so very soon. I hope you will enjoy doing these new activities. You might like to keep all of the work you do together, so that when we get back to school we can put it in a special folder, My Lockdown Learning, for you to keep as a special reminder COVID 19. Email me, christine.goscomb @kaeo.school.nz if you want to. Have fun learning with your Home School pack!




READ Read a book in your home to or with your parents. Write the title of the book. Draw a picture about the book. Take turns and ask each other questions about the book with these key words e.g. **Who** was in the story? **What** happened in the story?


Who  **What**  **Where**  **When**  **Why**  **How** 

Ask your helper to read the poem Autumn Leaves in our Home School pack. Read the poem every day and see if you can learn the poem off by heart. Reread the poem and point to each word as you read it.


123 Keep practising counting, reading, writing and ordering numbers. Play, **Snap or Memory** in you Home School pack. Using the **2 dice** that are in your pack, check to see how many different ways you can make 5 by adding the dots on the 2 dice. E.g. 1 and 4 = 5 How many different ways can you make 7?


Try solving these maths problems. You can draw pictures or write numbers to help you. **1) How many eyes would be on 3 cats and 1 child? 2) How many legs would be on 1 cat and 3 children? 3) I have some lollipops in a bag. There are 10 lollipops altogether. 3 lollipops are red, 2 lollipops are pink and the rest are yellow lollipops. How many yellow lollipops do I have?**

 Each week we will be focusing on a special **Letter of the Week**. This week the letter is **Rr**. Take time to look around your bubble and see what you can discover that starts with this letter. Collect the things that you find. Draw pictures of these things and label them making sure you write the letter **Rr** correctly. You might like to try to write a sentence, or more, about what you discover or do the activity sheets in the Home School pack about the letter Rr.

My red ragdoll had a ride on a rabbit round and round the big rock. How many "r's" in this sentence?

 Make time to practise your **alphabet**, you need to know the letter names and the sounds the letters make. sing **Jolly Songs** <https://www.youtube.com/watch?v=euxN7LGOoLc> The following words are on the Essential Words List 1 spelling list. Get your helper to write the words out on paper or card from an empty package. Cut the words into separate letters and mix them up, or use magnetic letters if you have them. Then see if you can put the letters in the right order to make the word again. **I, a, and, in, it, was, my, to, we, the** As you learn the words check to see if they are on your spelling chains for 2 and 3 letter words if not join them onto your chains.

 We are discovering more about the world around us by using our senses. For the next couple of days I want you to focus on using your **fingers and toes** and your **sense of touch**. Your sense of **touch** helps you to feel if things are **rough** or **smooth**, hot or cold, **hard** or **squashy**. Activity; ask an adult to blindfold you. Try to walk across the room. You will have to feel with your hands and feet. **Size and Shape**: ask a friend to put some objects in a bag, such as a spoon, a coin, a pencil. Without looking pick up each object and try to guess what it is. Make a **texture portrait** by using materials of different textures e.g. rough, smooth, spikey, gritty or fluffy to make a picture of a face. Try using sand, wool, card, sticks, felt etc.